

**Executive
summary**
004



**Demand for
passenger aircraft**
042



2
**Demand
for air travel**
012



**Demand
by region**
050

- P.052** Asia-Pacific
- P.056** Europe
- P.060** North America
- P.064** Middle East
- P.068** Latin America & Caribbean
- P.072** CIS
- P.076** Africa

**Network and
traffic forecast**
018




6
**Freighter
forecast**
080

**Summary &
methodology**
088



Executive summary



Passenger
traffic growth
next 20 years

4.6% AAGR

Freight traffic
growth

4.4% AAGR

Passenger fleet

2014

17,354

2034

35,749

+18,395

Freighter fleet

2014

1,633

2034

2,687

+1,054

Passenger
deliveries
(> 100 seats)

2015-2034

31,781

New freighters

2015-2034

804

Passenger &
New freighter
deliveries

2015-2034

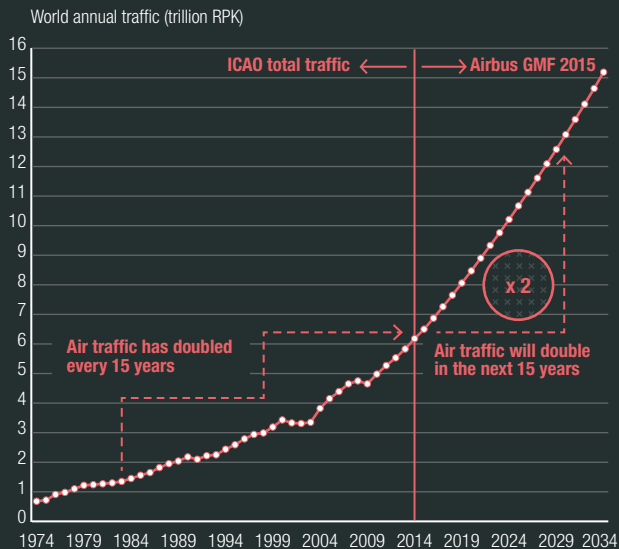
32,585

Traffic > double

Pax fleet > double

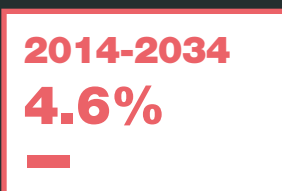
**Demand for
32,585 New pax
& Freighter aircraft**

**Value of Demand
\$4.9 trillion**



AIR TRAFFIC WILL DOUBLE IN THE NEXT 15 YEARS

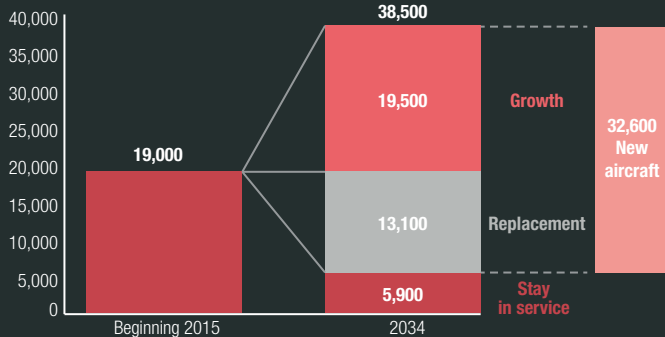
Sources: ICAO, Airbus GMF 2015
RPK = Revenue Passenger Kilometers



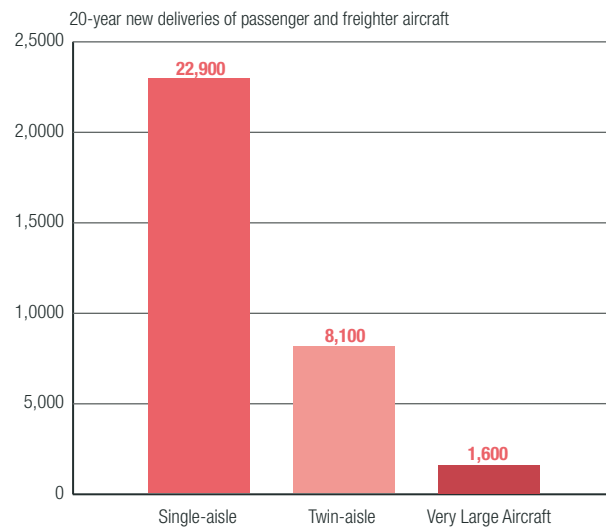
DEMAND FOR SOME 32,600 NEW PASSENGER AND FREIGHTER AIRCRAFT

Source: Airbus
Notes: Passenger aircraft ≥100 seats
Freighter aircraft ≥10 tonnes

Fleet in service evolution: 2015-2034



PASSENGER AND FREIGHTER DELIVERIES



% units	70%	25%	5%
% value	45%	43%	12%

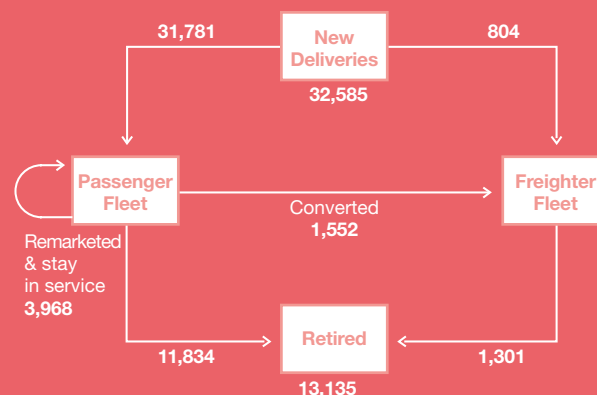
**SINGLE-AISLE: 70% OF UNITS;
WIDE-BODIES: 55% OF VALUE**

Passenger aircraft (≥100 seats)
and jet freighter aircraft (>10 tons)
Source: Airbus GMF May 2015

	2015-2024	2025-2034	2015-2034	SHARE OF 2015-2034 NEW DELIVERIES
AFRICA	460	657	1,117	3%
ASIA-PACIFIC	4,986	7,610	12,596	39%
CIS	577	711	1,288	4%
EUROPE	3,375	2,990	6,365	20%
LATIN AMERICA	1,111	1,399	2,510	8%
MIDDLE EAST	1,174	1,187	2,361	7%
NORTH AMERICA	2,972	2,572	5,544	17%
FREIGHTERS	463	341	804	2%
WORLD	15,118	17,467	32,585	100%

NEW AIRCRAFT DEMAND PASSENGER AND FREIGHTERS


- **Passenger traffic to grow** at 4.6% per year to 2034
- **Traffic to double** in the next 15 years as in the past
- Giving 15.2 trillion RPKs by 2034
- **“Domestic China” to become the largest** single passenger traffic flow
- **International long-haul traffic expected to grow faster** than domestic and international short-haul, taking a 45% share by 2034
- Most deliveries to go to **Asia-Pacific, 12,596 passenger and freighter aircraft**
- **North America and Europe 37%**, or 11,909 aircraft
- **1,552 passenger aircraft** forecast to be **converted** to freighters
- Nearly 14,000 aircraft will be retired to be replaced by more eco-efficient types



DEMAND FOR MORE THAN 32,500 NEW AIRCRAFT

Passenger aircraft (≥100 seats) and jet freight aircraft (>10 tons)

- **Asia-Pacific alone to take 39% deliveries**
- **North America/Europe 37% deliveries**
- **Single-aisle 70% of deliveries**
Wide-body 55% by value
- **11,834 Pax aircraft Replaced by more Eco-efficient types**



**Demand for
air travel**

KEY DRIVERS FOR AIR TRAFFIC GROWTH

- Economic growth
- Increasing urbanisation
- Expanding middle class
- Rise in international students, migration and tourism
- Trade
- Growing mega-cities, centres for people, wealth, and aviation
- Liberalisation and bi-lateral air service agreements

AIR TRANSPORT GROWTH IS HIGHEST IN EXPANDING REGIONS

EMERGING/ DEVELOPING

- China
- India
- Middle East
- Asia
- Africa
- CIS
- Latin America
- Eastern Europe


6.3
billion
people
2014



ADVANCED

- Western Europe
- North America
- Japan

1
billion
people
2014



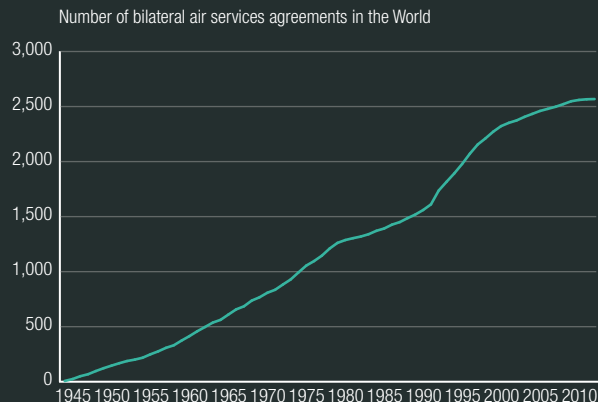
More than

2,550

BILATERAL AIR SERVICE AGREEMENTS BETWEEN MORE THAN 170 COUNTRIES, ALMOST 15,000 POSSIBLE COUNTRY-PAIRS

LIBERALISATION AND GLOBALISATION HAVE DRIVEN WORLD TRAFFIC GROWTH

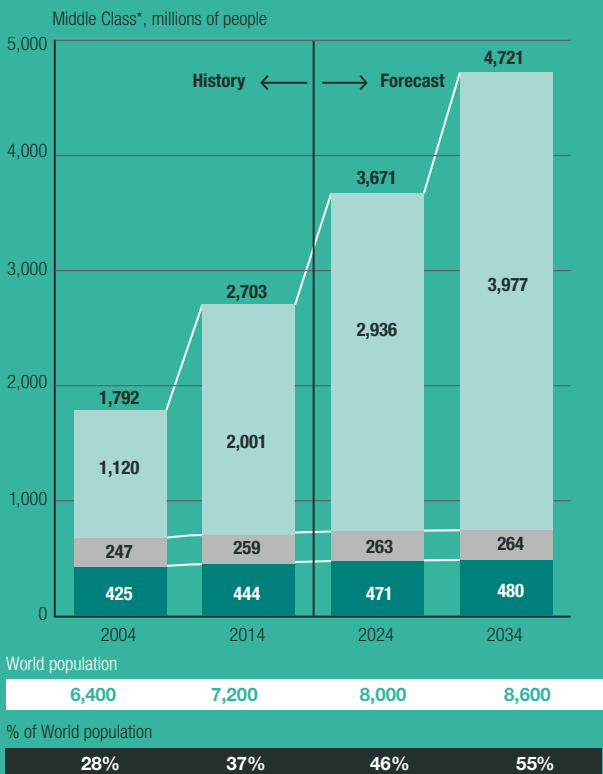

Sources: ICAO WASA database, Airbus



- Economic and population growth in emerging markets will help to drive traffic growth beyond more mature markets
- The **middle classes set to double in emerging markets**, also global share of private consumption in emerging markets set to grow from 31% today to 43% in 3034, both factors to drive aviation growth
- **Liberalisation and visa process simplification stimulating air traffic growth**
- By 2034, on a per capita basis, **the people of China will be flying as much as European's today**
- More than **2,500 air service agreements between +170 countries** enables almost 15,000 possible city pairs

MIDDLE CLASS TO GROW, DOUBLING IN EMERGING COUNTRIES

Sources: Oxford Economics, Airbus GMF 2015
 * Households with yearly income between \$20,000 and \$150,000 at PPP in constant 2014 prices



Propensity to travel

74%

OF THE POPULATION OF THE EMERGING COUNTRIES WILL TAKE A TRIP A YEAR IN 2034

BY 2034, PRC WILL REACH CURRENT EUROPEAN LEVELS

Sources: Sabre, IHS Economics, Airbus GMF 2015

